

**PRINCIPAL PARTICULARS**

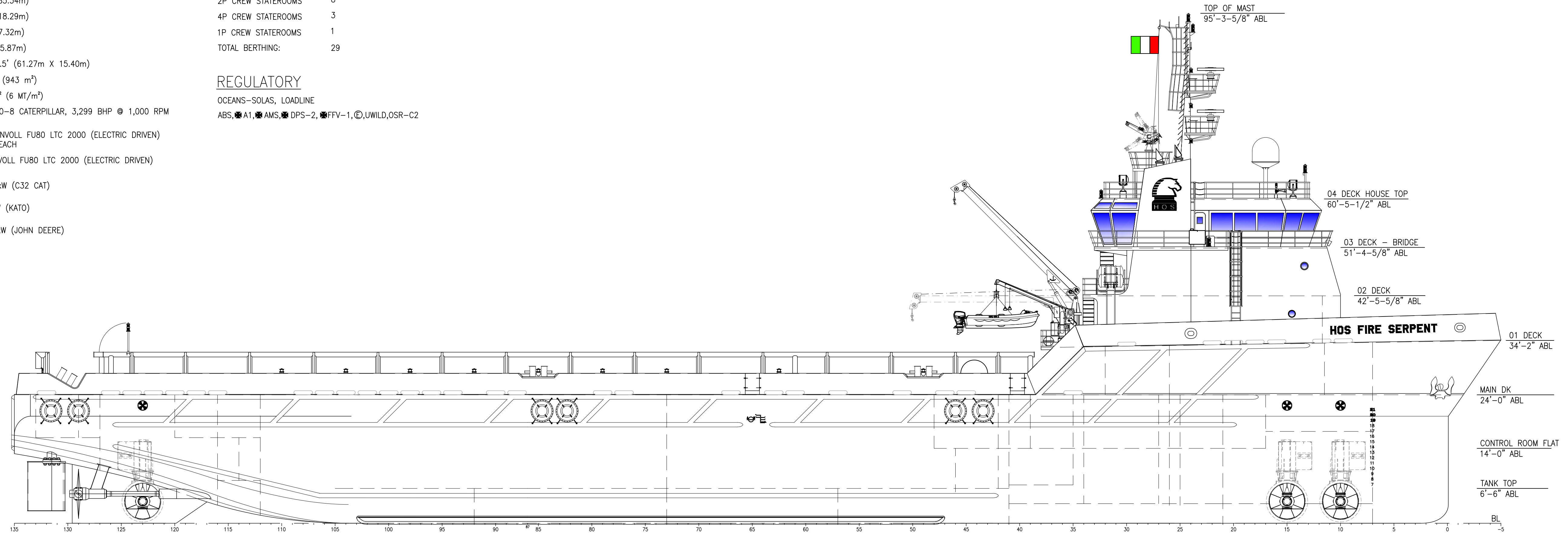
LOA	280'-0" (85.34m)
BREADTH	60'-0" (18.29m)
DEPTH	24'-0" (7.32m)
DRAFT (LOADLINE)	19.25' (5.87m)
CLEAR DECK CARGO SPACE	201' X 50.5' (61.27m X 15.40m)
CLEAR DECK CARGO AREA	10,151 ft <sup>2</sup> (943 m <sup>2</sup> )
CARGO DECK RATING	1,200 lb/ft <sup>2</sup> (6 MT/m <sup>2</sup> )
MAIN PROPULSION	(2) X C280-8 CATERPILLAR, 3,299 BHP @ 1,000 RPM EACH
BOW THRUSTER-TUNNEL	(2) X BRUNVOLL FUB0 LTC 2000 (ELECTRIC DRIVEN) 1,676 hp EACH
STERN THRUSTER-TUNNEL	1 X BRUNVOLL FUB0 LTC 2000 (ELECTRIC DRIVEN) 1,676 hp
SHIPS SERVICE DIESEL GENERATOR	2 X 910 kW (C32 CAT)
SHAFT GENERATOR FOR ELECTRIC THRUSTERS	2 X 2 mW (KATO)
EMERGENCY DIESEL GENERATOR	1 X 166 kW (JOHN DEERE)

**ACCOMMODATIONS**


2P CREW STATEROOMS	8
4P CREW STATEROOMS	3
1P CREW STATEROOMS	1
TOTAL BERTHING:	29

**REGULATORY**

OCEANS-SOLAS, LOADLINE  
 ABS, A1, AMS, DPS-2, FFV-1, UJWILD, OSR-C2



**OUTBOARD PROFILE**



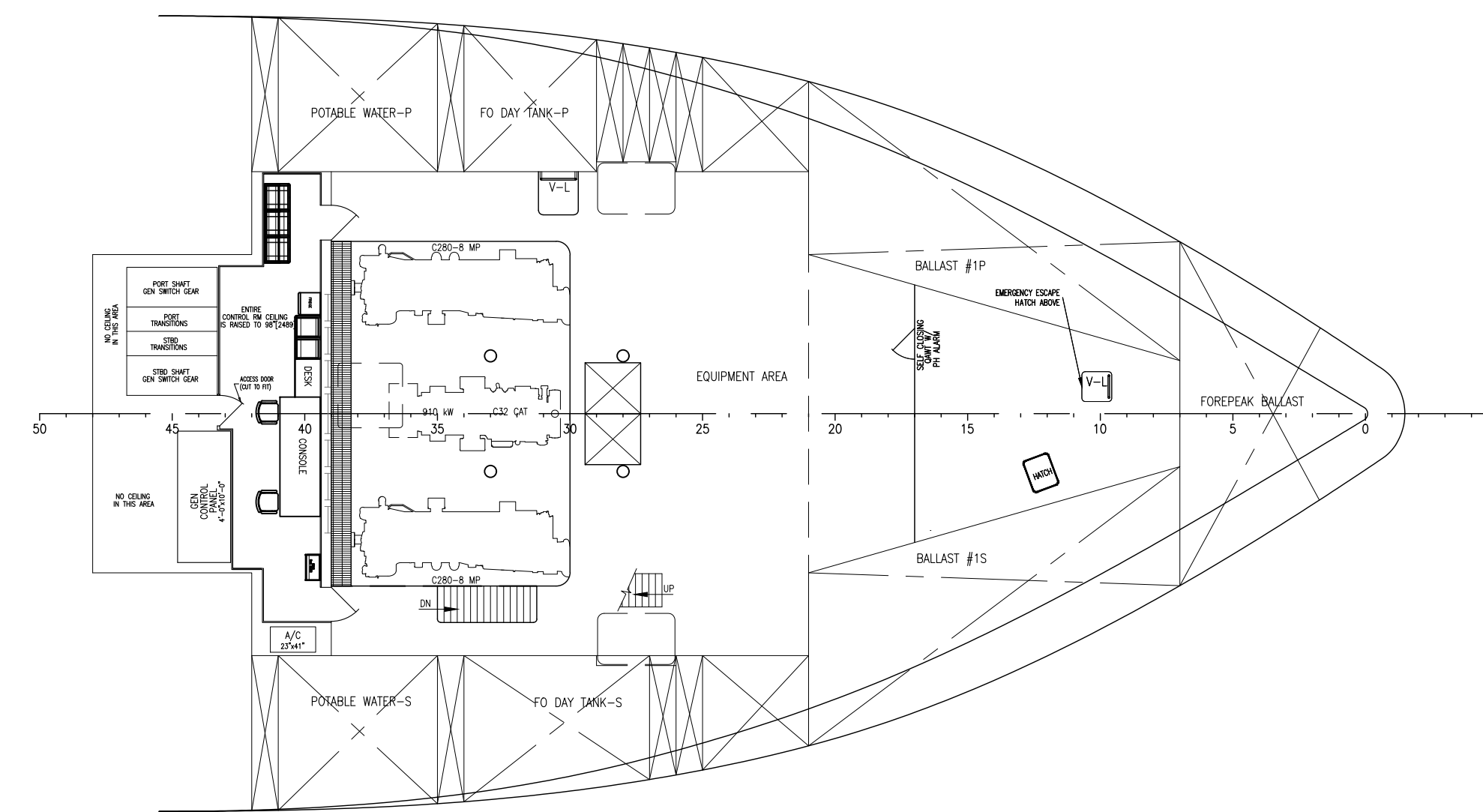
**MAIN DECK PLAN**  
24'-0" ABL

**HOSMAX 280 / HOS FIRE SERPENT**

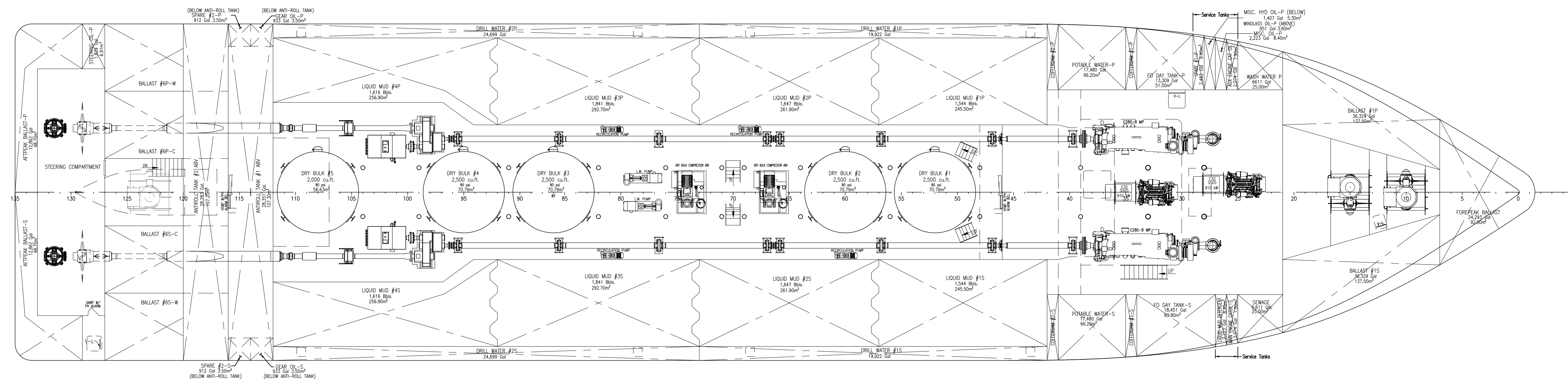
THIS DRAWING, DESIGN CONCEPT AND SPECIFICATIONS ARE THE PROPERTY OF HORNBECK OFFSHORE SERVICES AND ARE FURNISHED ON A CONFIDENTIAL BASIS WITH AN EXPRESSED UNDERSTANDING THAT THEY WILL NOT BE COPIED IN ANY MANNER USED FOR MANUFACTURE, SOLD, TRANSFERRED, NOR USED TO THE DETRIMENT OF SAID FIRM WITHOUT WRITTEN PERMISSION. HOS ©  
**HORNBECK OFFSHORE SERVICES**

DRAWN BY: S. MAUL	280'-0" X 60'-0" X 24'-0"			SIZE D
CHECKED BY: M. STANSBURY	<b>OUTBOARD PROFILE &amp; GENERAL ARRANGEMENT</b>			REV. 1
APPROVED BY: J. GUIDRY	TASK No. 7582	DRAWING No. 1,001	SCALE: 3/32"=1'-0" DATE: 03/03/22	REV. 1
	HULL No. 260	SY: NAS	SHEET 1 OF 3	

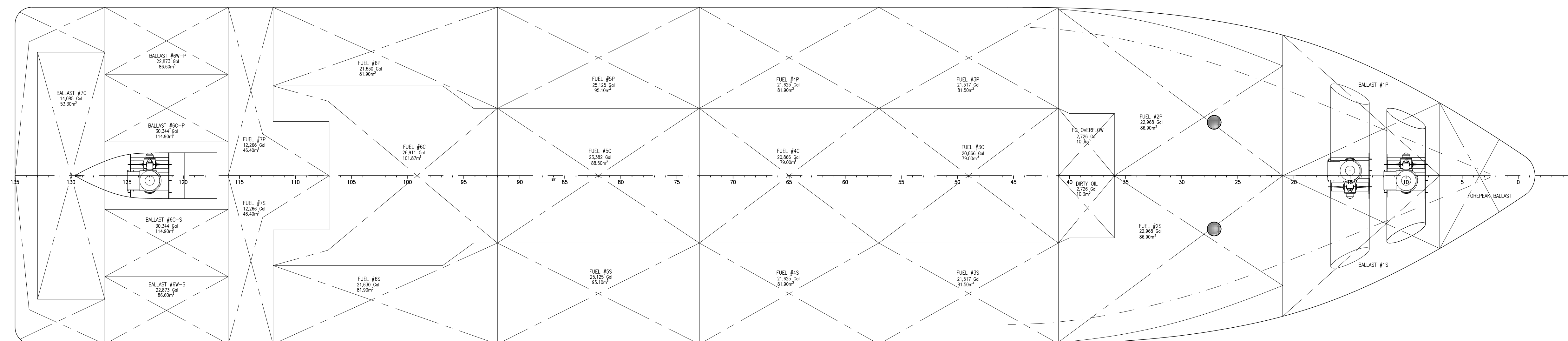
FILE: 11/21/2023 4:38 PM  
 DWG: J5ALVIA  
 SHEET: A03 8 22534



**CONTROL ROOM FLAT**  
14'-0" ABL



**ABOVE TANK TOP PLAN**



**TANK TOP**

THIS DRAWING, DESIGN CONCEPT AND SPECIFICATIONS ARE THE PROPERTY OF HORNBECK OFFSHORE SERVICES AND ARE FURNISHED ON A CONFIDENTIAL BASIS WITH AN EXPRESSED UNDERSTANDING THAT THEY WILL NOT BE COPIED IN ANY MANNER USED FOR MANUFACTURE, SALE, TRANSPORT, NOR USED TO THE DETRIMENT OF SAID FIRM WITHOUT WRITTEN PERMISSION. HOS

**HORNBECK OFFSHORE SERVICES**

OUTBOARD PROFILE & GENERAL ARRANGEMENT		SIZE D
TASK No. 7582	DRAWING No. 1.001	REV. 1
HULL No. 260	SY: NAS	DATE: 03/03/22
		SHEET 2 OF 3

24

23

22

21

20

19

18

17

D

D

C

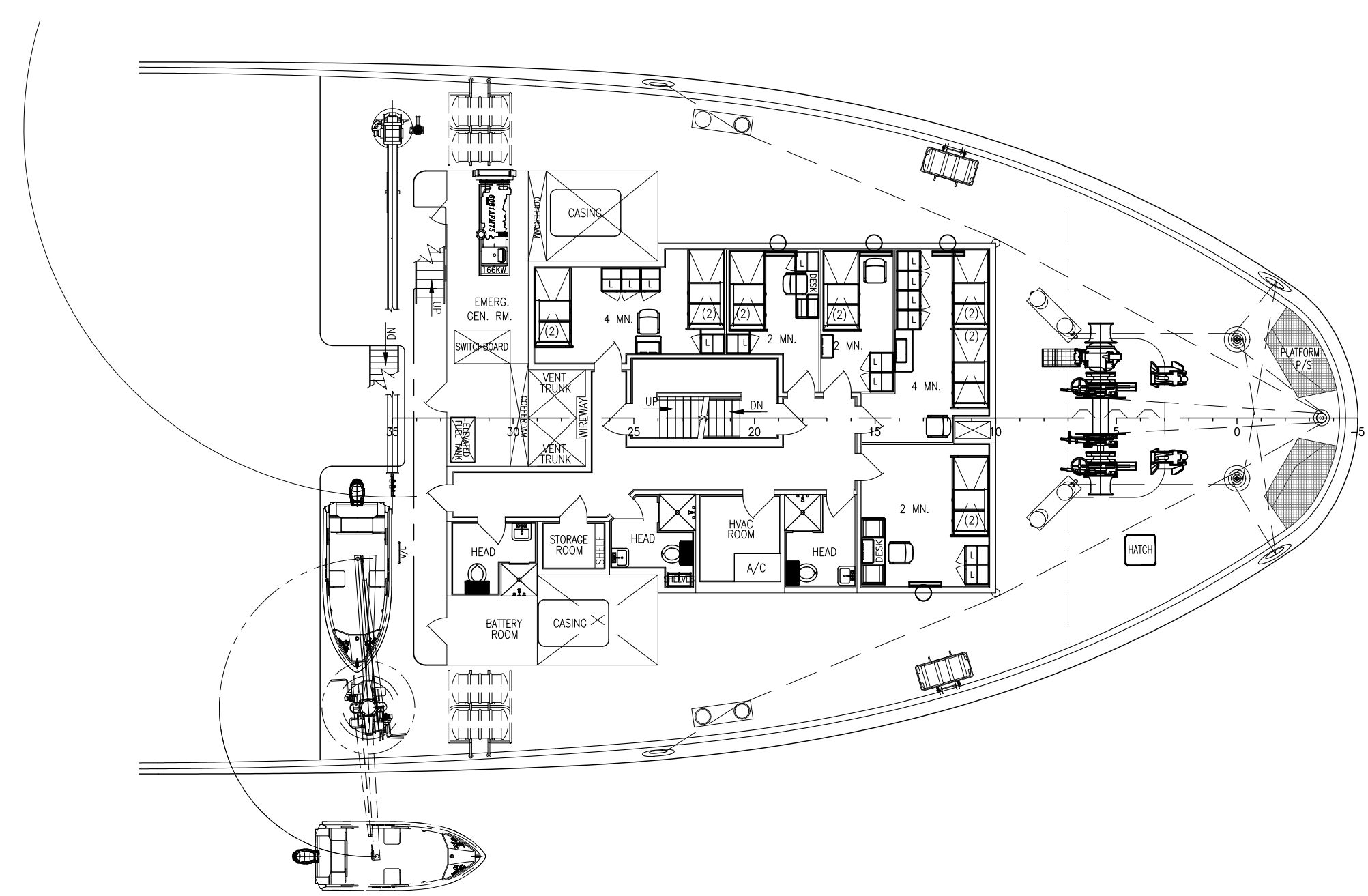
C

B

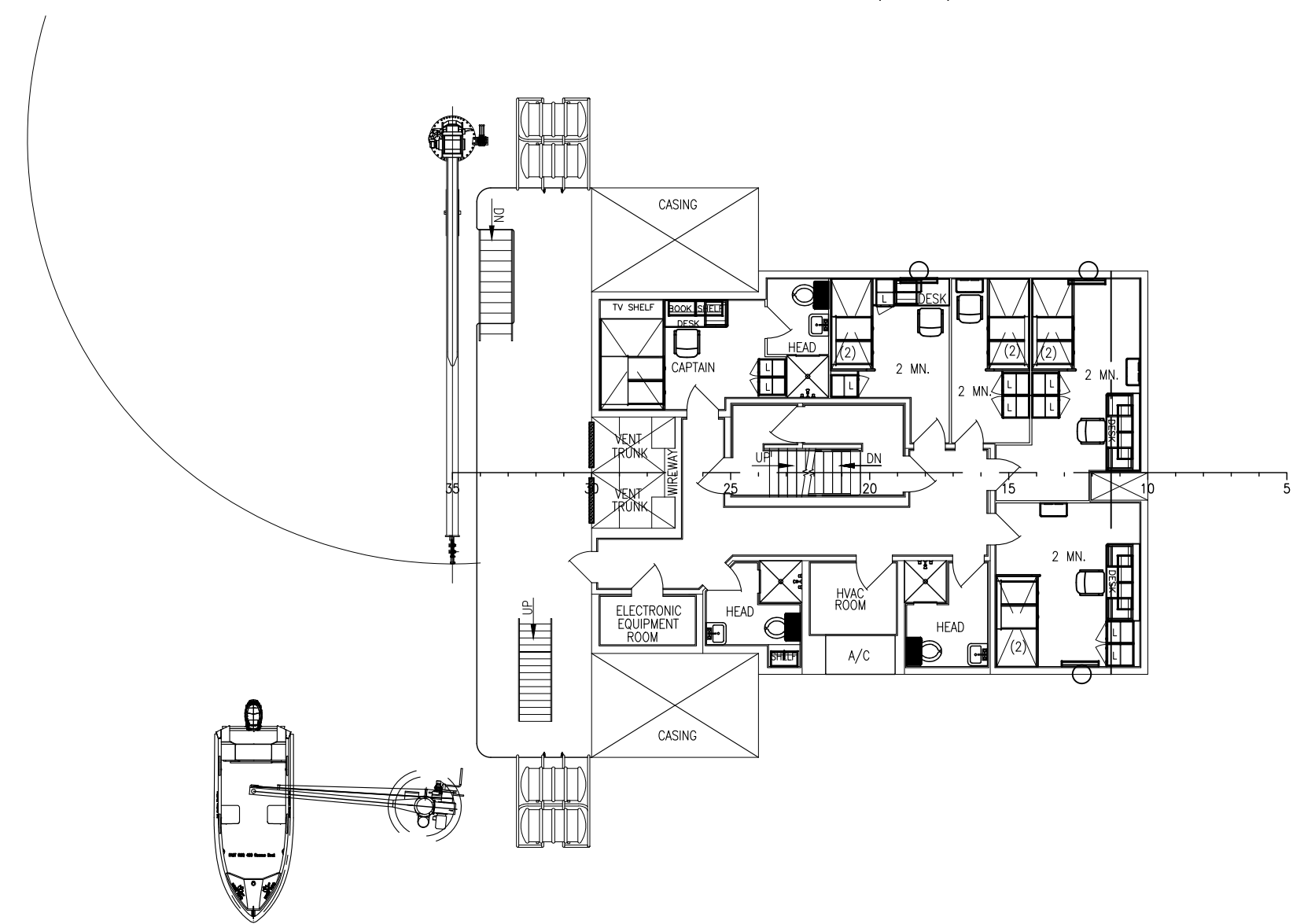
B

A

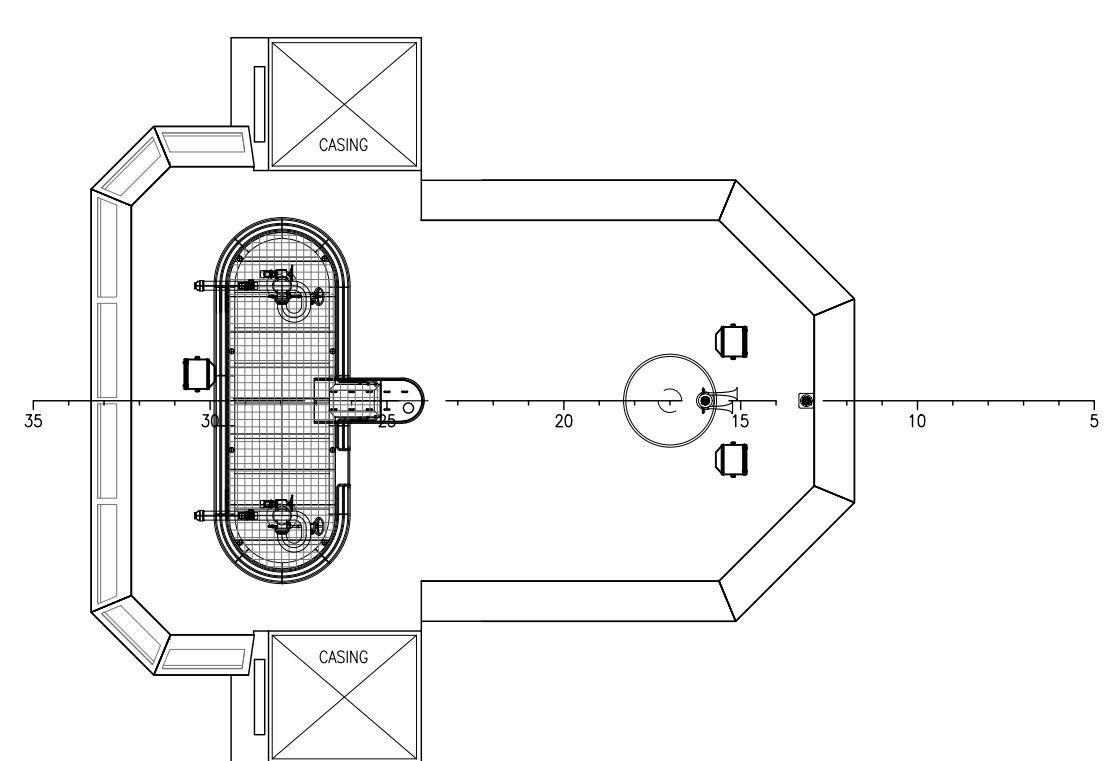
A



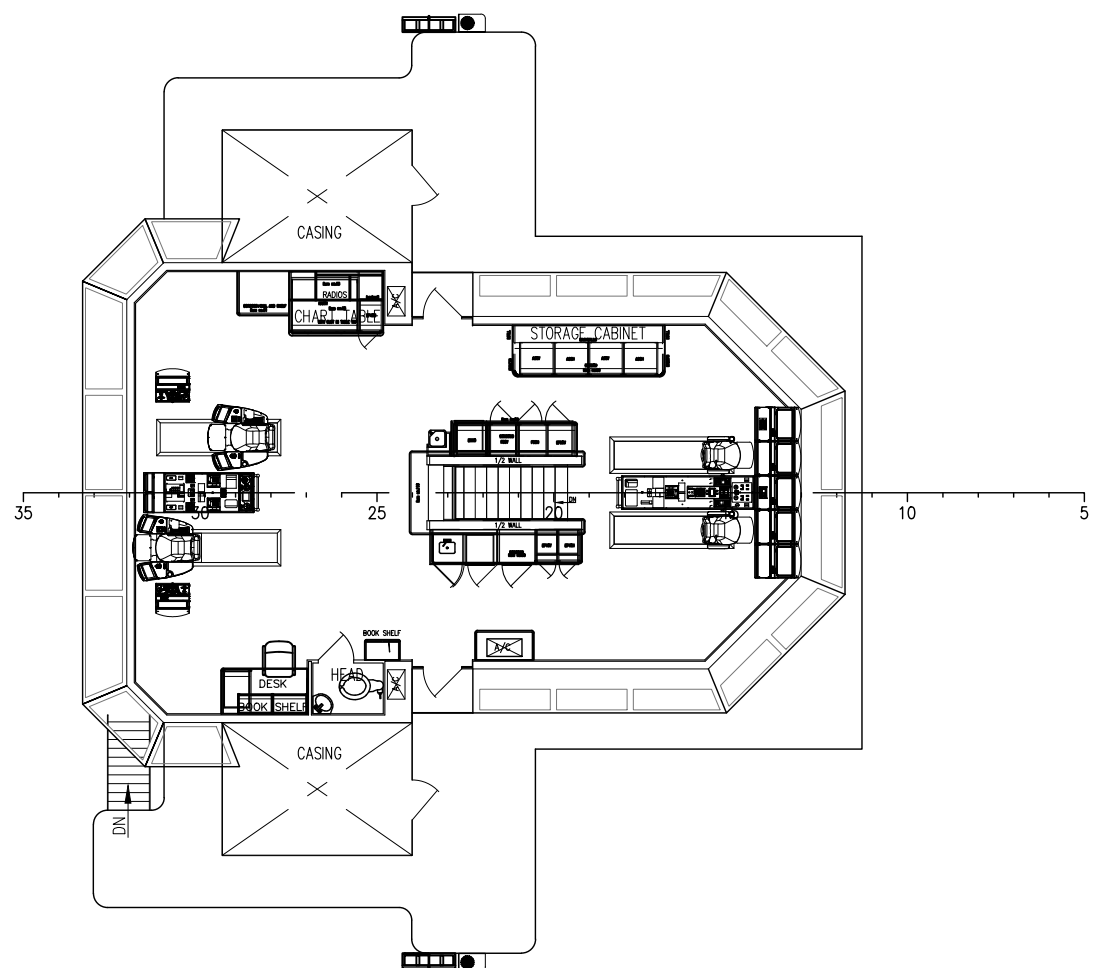
**01 DECK PLAN**  
34'-2" ABL (@ FR5)



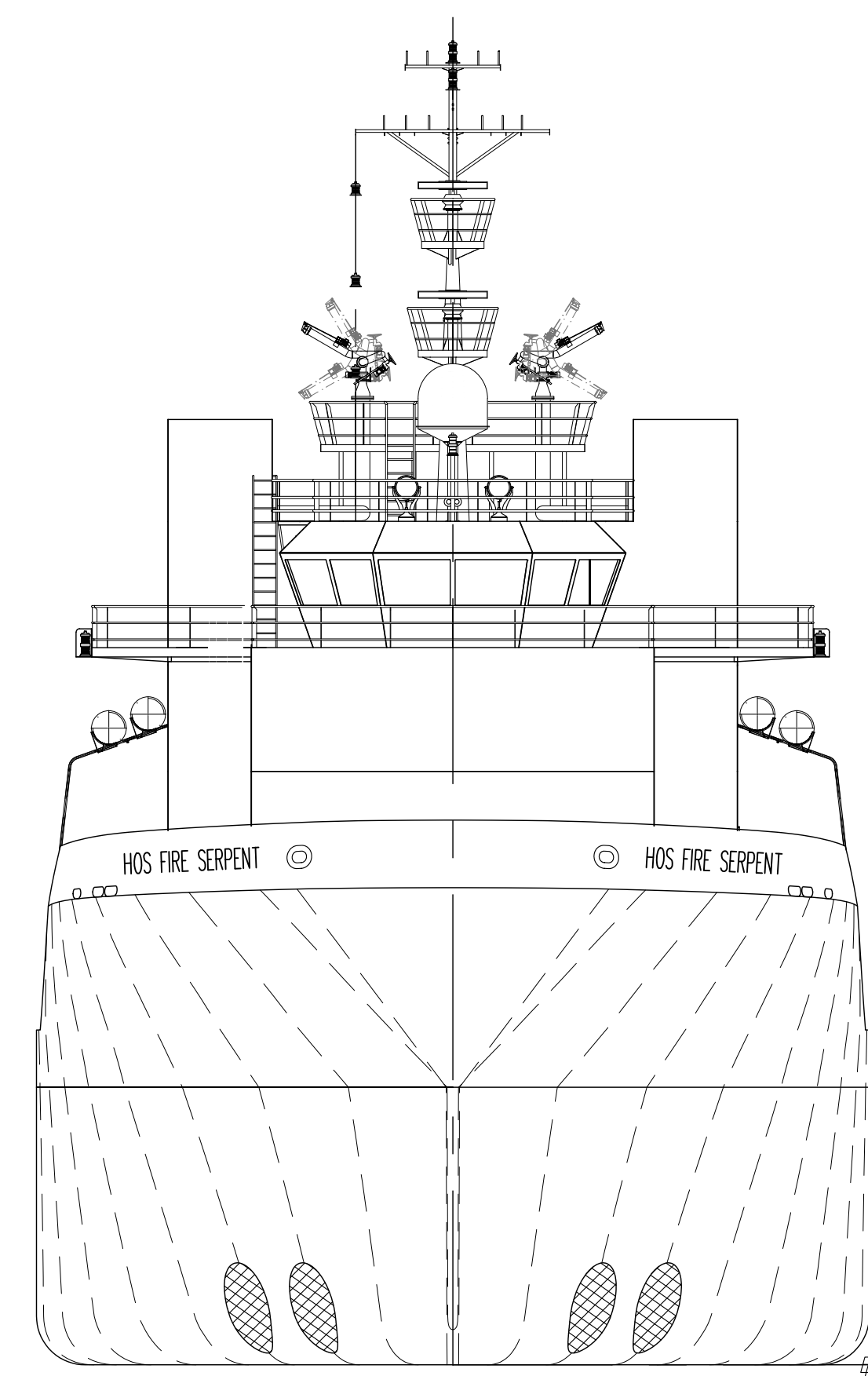
**02 DECK PLAN**  
42'-5 5/8" ABL



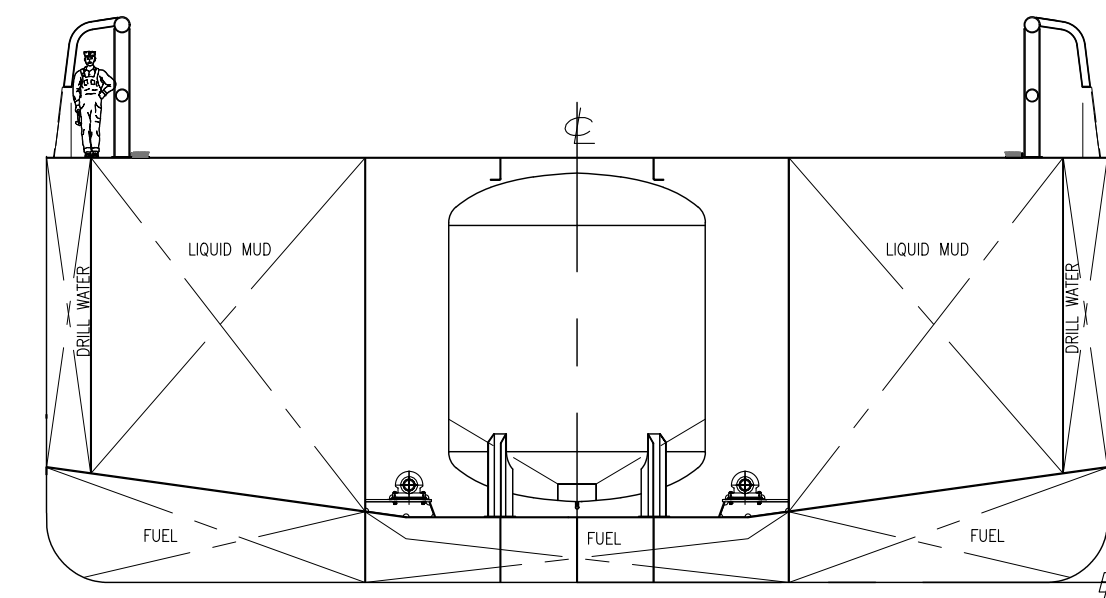
**04 DECK PLAN**  
TOP OF HOUSE - 60'-5 1/2" ABL



**03 DECK PLAN**  
BRIDGE - 51'-4 5/8" ABL



**BOW PROFILE**  
LOOKING AFT



**CARGO AREA SECTION**  
APPROX. FR85

<p>THIS DRAWING, DESIGN CONCEPT AND SPECIFICATIONS ARE THE PROPERTY OF HORNBECK OFFSHORE SERVICES AND ARE FURNISHED ON A CONFIDENTIAL BASIS WITH AN EXPRESSED UNDERSTANDING THAT THEY WILL NOT BE COPIED IN ANY MANNER USED FOR MANUFACTURE, SALE, TRANSFER, OR USED TO THE DETRIMENT OF SAID FIRM WITHOUT WRITTEN PERMISSION.</p> <p><b>HORNBECK OFFSHORE SERVICES</b></p>	<p><b>OUTBOARD PROFILE &amp; GENERAL ARRANGEMENT</b></p>		<p>SIZE D</p>	
	<p>TASK No. <b>7582</b></p>	<p>DRAWING No. <b>1.001</b></p>	<p>SCALE: 3/32"=1'-0"</p>	<p>REV. 1</p>
	<p>HULL No. 260</p>	<p>SY: NAS</p>	<p>DATE: 03/03/22</p>	<p>SHEET 3 OF 3</p>

24

23

22

21

20

19

18

17