REVISIONS

REV	ZONE	DESCRIPTION	DATE	BY
1	–	1. SHIFTED PORT LIGHT 2' FORWARD	05/06/14	–
2	ALL	1. DRAWING UPDATED TO CURRENT HOS FORMAT.	06/28/19	SMM
	1–4D	2. ADDED EMERGENCY GENERATOR & PANELS.		
	1–5C	3. ADDED CURRENT CARGO DECKING, TIE–DOWN AND CARGO RAIL ARRANGEMENT.		
	1–3A	4. UPDATED PROFILE FOR FREEING PORTS, PORTLIGHTS, CHOCKS AND BT EXHAUST.		
3	ALL	1. ADDED NED DECK SCH 12–3.5 DAVIT AND UPDATED REPRESENTATION OF CURRENT RESCUE BOAT, RIB0450	1/15/2020	SMM

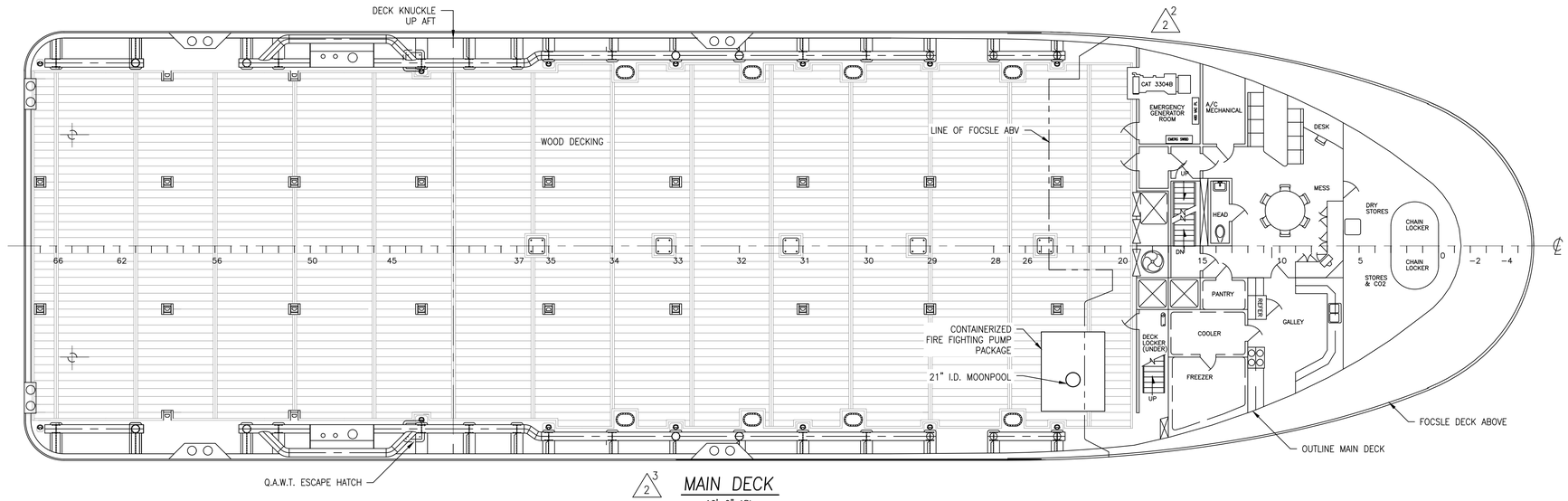

MAIN DECK
16'–0" ABL

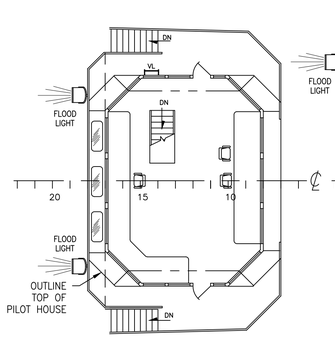

BRIDGE
44'–0" ABL

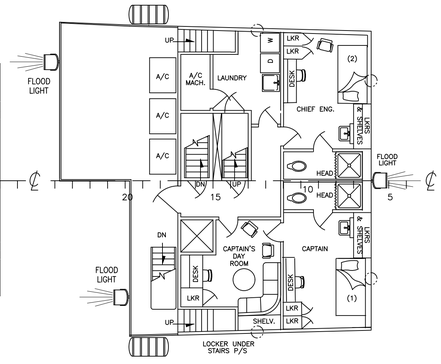

01 LEVEL
35'–0" ABL

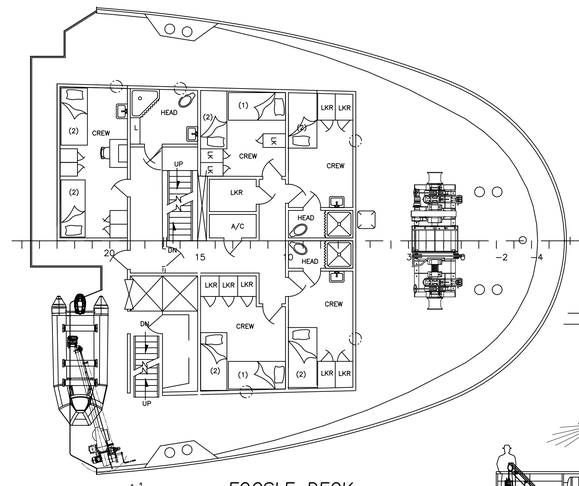

FOCSLE DECK
26'–0" ABL

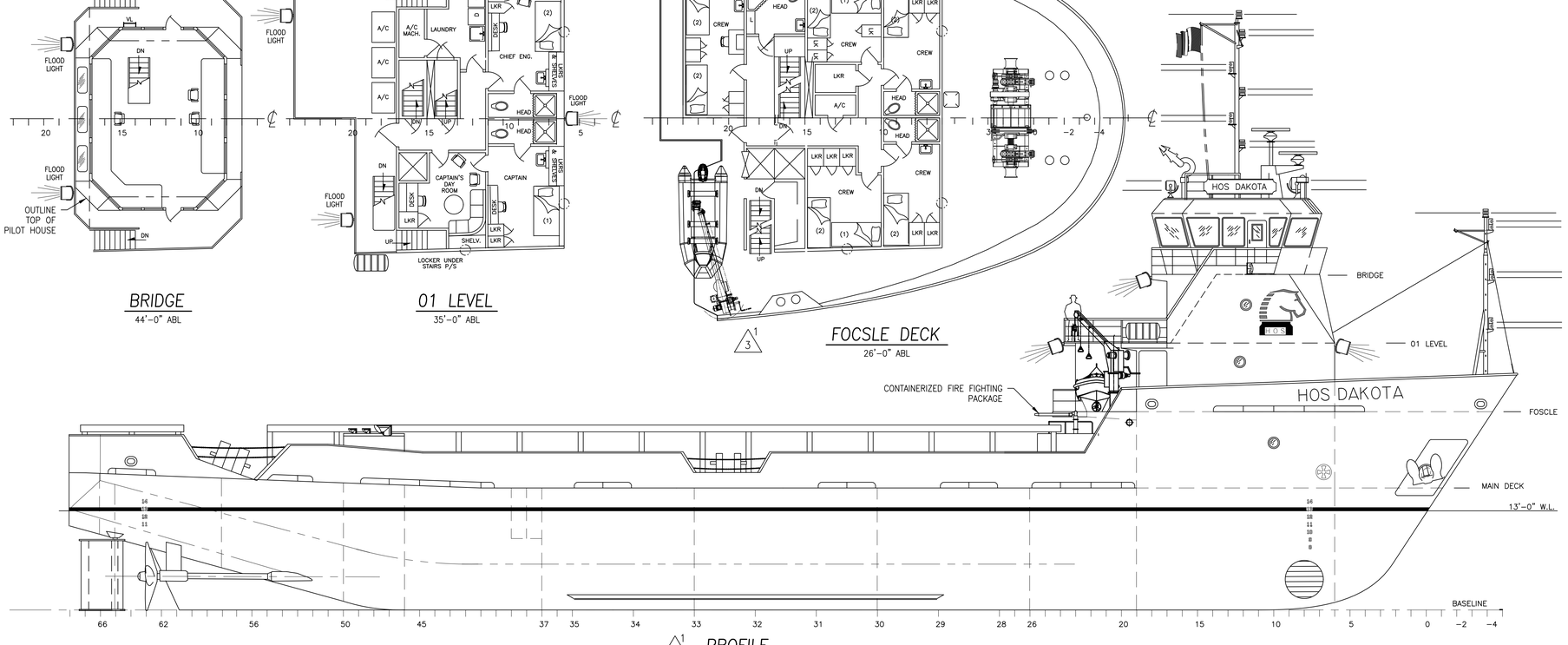

PROFILE

PRNICIPAL PARTICULARS

LENGTH OVERALL (MOLD)	190'–0"
LENGTH B.P.	177'–7"
BEAM (MOLD)	54'–0"
DEPTH (MOLD)	16'–0"

HOS 190 / HOS DAKOTA

THIS DRAWING, DESIGN CONCEPT AND SPECIFICATIONS ARE THE PROPERTY OF HORNBECK OFFSHORE SERVICES AND ARE FURNISHED ON A CONFIDENTIAL BASIS WITH AN EXPRESSED UNDERSTANDING THAT THEY WILL NOT BE COPIED IN ANY MANNER USED FOR MANUFACTURE, SOLD, TRANSFERRED, NOR USED TO THE DETRIMENT OF SAID FIRM WITHOUT WRITTEN PERMISSION. HOS ©

HORNBECK OFFSHORE SERVICES

DRAWN BY: S. MAUL	190'–0" X 54'–0" X 16'–0"			
CHECKED. BY: M. STANSBURY	OUTBOARD PROFILE & GENERAL ARRANGEMENT			SIZE D
APPROVED. BY: J. GUIDRY	TASK No. 6925	DRAWING No. 1.001	SCALE: 1/8"=1'–0" DATE: 10/08/98	REV. 3
	HULL No. 4239	SY: AMI	SHEET 1 OF 1	